


Toyota Hi-Lux



Hardtop Models

1. Hardtop Alpha Type "E" DC version



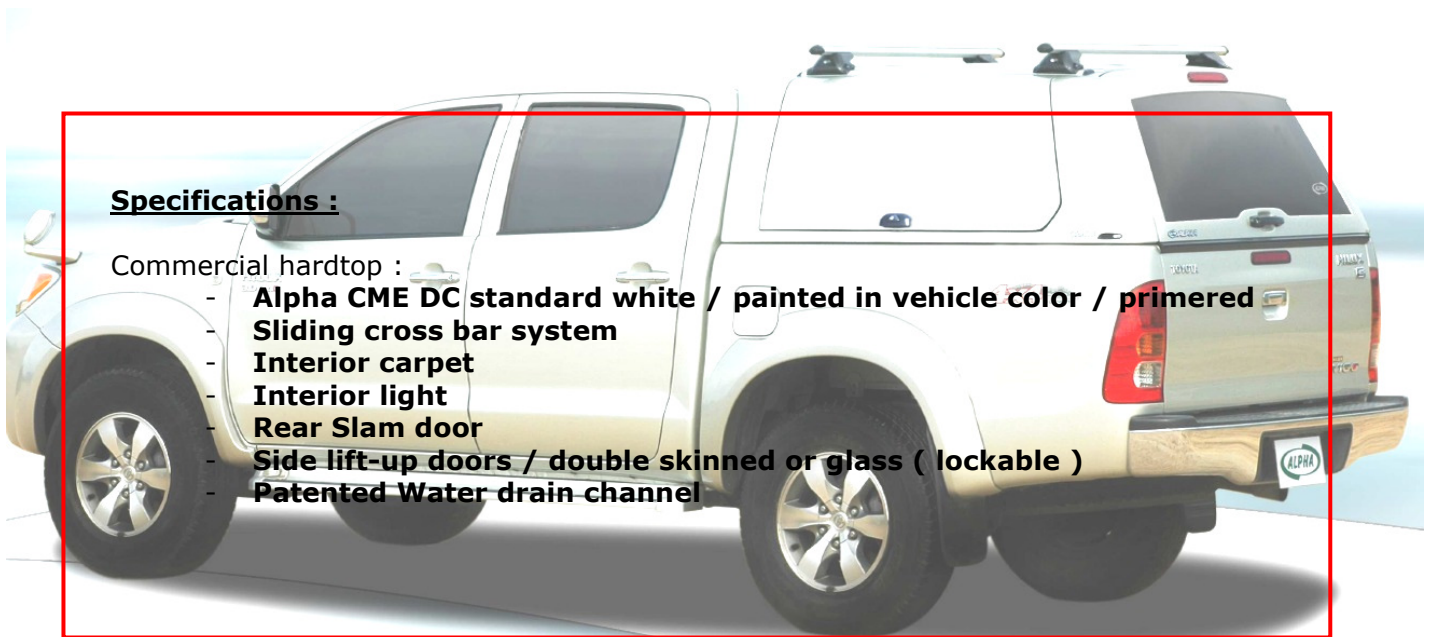
Specifications :

Fully featured hardtop :

- Alpha Type "E" DC standard white / painted in vehicle color / primered
- Interior carpet
- Interior light
- Roof rail system
- Heated rear window
- Tinted side window
- Pop-out side window
- Patented Water drain channel
- Front drop down window
- TUV approved



2. Hardtop Alpha CME DC version



3. Hardtop Alpha GSE DC version



Tonneau Covers


1. Alpha Sport cover SCR .



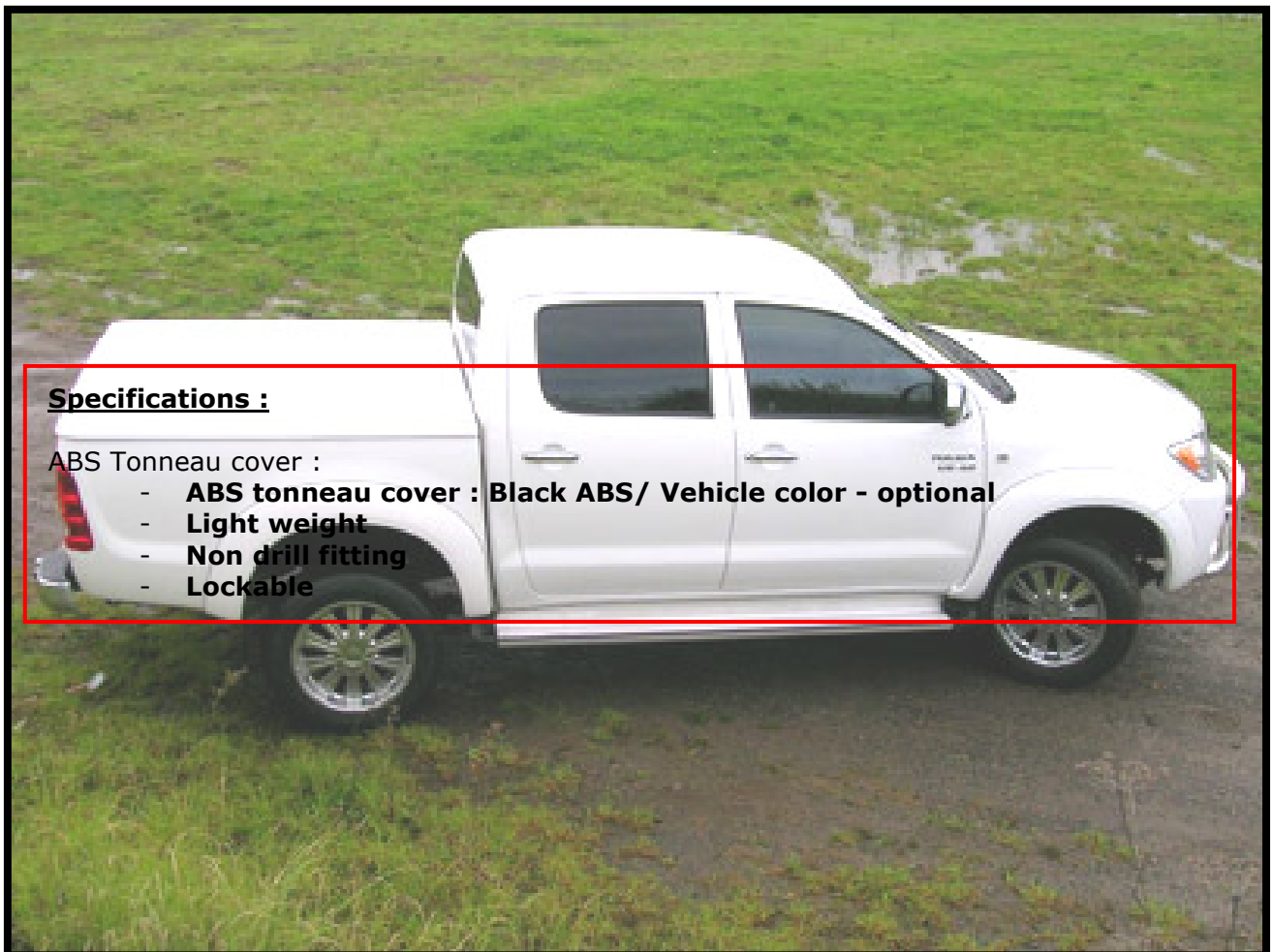
Specifications :

Alpha sport cover :

- **Alpha Sport cover :DC standard white / painted in vehicle color / primered**
- **Rail system**
- **Interior carpet**
- **Interior light**
- **Third brake light**
- **Patented water drain channel**
- **Spoiler**



2. ABS Tonneau cover .



Specifications :

ABS Tonneau cover :

- **ABS tonneau cover : Black ABS/ Vehicle color - optional**
- **Light weight**
- **Non drill fitting**
- **Lockable**

3. ABS Tonneau Cover with rollbar



Specifications :

ABS Tonneau Cover :

- **ABS Tonneau cover 3pc : Black ABS / Vehicle color - optional**
- **Stainless steel roll bar**
- **Light weight**
- **Non drill fitting**
- **Tonneau cover can be removed in seconds**
- **Lockable**
-

4. Aluminium Tonneau cover



Specifications :

- The original mountain top cover
- Available for vehicles with & without "c" channel
- 5 bar aluminium plate
- Easy access from 3 sides
- Loading capacity of 100 kg
- TUV & ABE approval
- Easy installation

5. Roll & Lock



Specifications :

- Retractable hard tonneau cover
- Lockable in multiple positions
- Non drill fitting
- TUV & ABE approved

Bedliners

1. Under the rail bedliner



Specifications :

Bedliners :

- **Impact resistant ABS bedliner**
- **Acid , oil and sand resistant**
- **Easy fitting**

2. Over the rail bedliner



Load area Floor




Specifications :

Extendable load area floor :

- **Metal frame**
- **Multi stop extension**
- **Composite wooden top with carpet**



Winch & winchmount kit



Specifications :

- Black powdered steel hidden winchmount system
- Mounting instruction & material included
- Warn M8000 3.6 Ton 12V 30 m cable 8 mm thickness
- Warn XD9000 4.1 Ton 12V 38 m cable 8 mm thickness



Stainless steel : EU Approved push bar



Specifications :

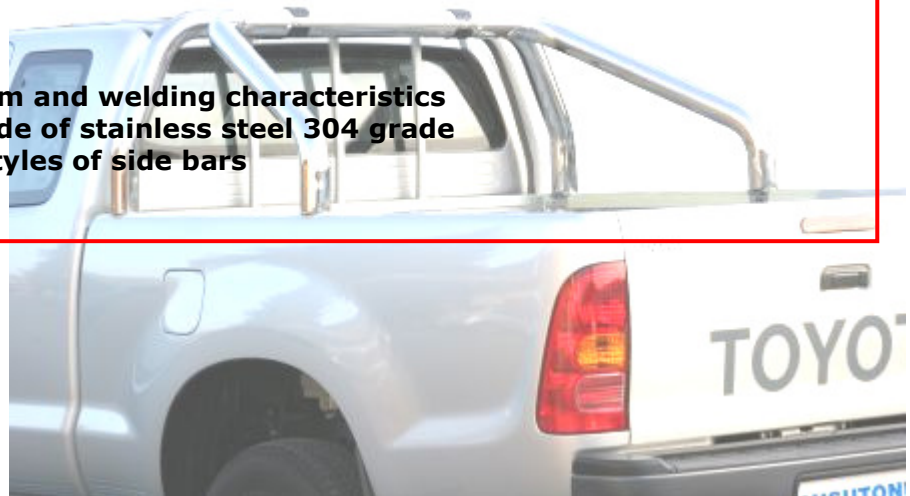
- Excellent form and welding characteristics
- Products made of stainless steel 304 grade
- 70 mm diameter
- Available with or without axle plate / bar

Stainless steel : Side bars & Roll bar



Specifications :

- Excellent form and welding characteristics
- Products made of stainless steel 304 grade
- 4 different styles of side bars



Skidplates



Specifications :

- Installation on the original fixation points of the vehicle
- 5 mm thickness – Aluminium
- 3 mm thickness – Steel plate
- Available for : Engine – Transmission & transfer



Leather seat covers



Specifications :

- Customised seat covers : Full vinyl – Alcantara – Half leather
- No visual difference with leather interior
- Time saving
- Preserving of original covers
- Easy installation

